


Introducing maximum unrivalled mobility & unique zero set up time "operating mode is transport mode". The CDI S10 is fitted with an aggressive 2 bearing screenbox which can be adjusted in speed, amplitude and direction to suit all application needs for maximum efficiency.

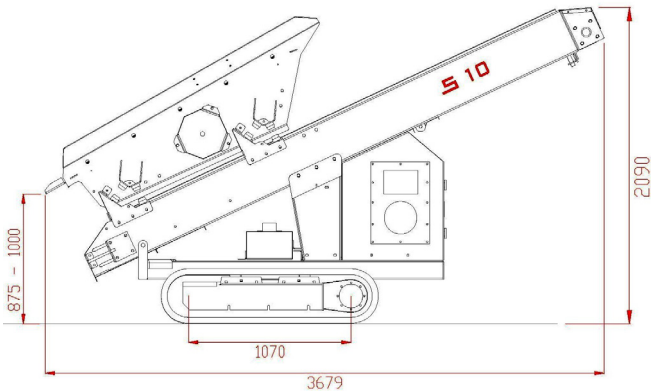


Applications

- Topsoil & Compost
- Demolition
- Crushed stone
- Sand & Gravel
- General landscaping



Transport on Car Trailer

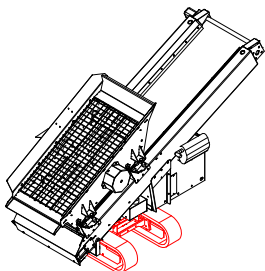


Dimensions

Width: 1.55m

Options

- 2 deck screenbox.
- 150mm high 90° swivel turntable for tracks (manual slewing)
- Oversized discharged chutes
- Remote Radio track control
- Piano wire cassette tension frame



- 90° turntable for trench filling and stockpiling control

Technical Specifications

Machine Weight: Approx. 1.9 Tonne (Basic Spec)
Output: Up to 40 TPH
Power unit: 17 Kw Diesel/Hydraulic (Onboard)
Tracks: 220mm (9") wide
Discharge conveyor: 750mm wide (fully skirted)
Screenbox size: 1.52m x 0.9m (5' x2'10") (single deck Std)
 (Optional 2 Deck version also available to maximise fines output)

Controls

Engine: Start/stop with manual throttle
Screenbox: hydraulic on/off
Discharge Conveyor: Hydraulic on/off (variable speed)
Tracks: Variable speed (Independent forward and reverse)

Features

- Most compact track mounted Screen on the market
- Robust and aggressive 2 bearing screenbox
- No set up time
- High track ground clearance for maximum mobility
- Single side tensioned mesh panel for ease of changing

See us Online:
www.cdi-ltd.com
 Tel: 0044 2882 240611

CDI Ltd
 1A Killybrack Mews
 Omagh,
 Co Tyrone
 BT79 7FB

Screen in locations you never thought possible!